

MOTOCOMPRESSORI

PETROL ENGINE AIR COMPRESSORS



S1504 - PAC S15 S1520



Motocompressori

Petrol engine air compressors



POWERED by
HONDA™



///
S1504

- ///
Manico ergonomico
Ergonomic handle
- ///
Gruppo filtro riduttore e
lubrificatore
*Regulator filter unit
and lubricator*
- ///
Manometro
Pressure gauge
- ///
Motore Honda a 4
tempi
4-stroke Honda engine
- ///
Ruote di grandi
dimensioni per
facilitarne lo
spostamento
*Large wheels heightens
portability*
- ///
Doppio piede
con gommino
ammortizzante
*Double feet with rubber
shock absorber*
- ///
Valvola pneumatica di
comando e di ritegno
*Pneumatic control and
non-return valve*



///
S1520



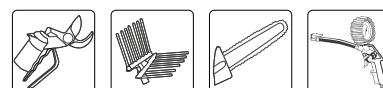
S1504 PAC S15



S1504



PAC S15

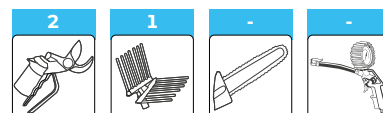



Type	Code														LxPxH	
		EAN CODE	I	l/min	CFM	m ³ /h	bar	psi	Type	HP	Grup. Pump	Cil. St.	min-1	dB (A)	mm in	kg lb
PAC S15	1121440032	8020119116227	2,5	275	9.7	16,5	10	145	GP 160	5	S 15	1/1	3400	76	620x400x450 24.4x15.7x17.7	24 53
S1504	1121440632	8020119112120	4	275	9.7	16,5	10	145	GP 160	5	S 15	1/1	3400	76	445x520x435 17.4x20.3x16.7	22 49

S1520



Accessori per Agri Air Set
Accessoires for Agri Air Set



Type	Code														LxPxH	
		EAN CODE	I	l/min	CFM	m ³ /h	bar	psi	Type	HP	Grup. Pump	Cil. St.	min-1	dB (A)	mm in	kg lb
S1520	1121440638	8020119112106	20	275	9.7	16,5	10	145	GP 160	5	S 15	1/1	3400	76	600x490x850 23.4x19x33.2	35,5 78
AGRI AIR SET S 1520	1120037222	on request	20	275	9.7	16,5	10	145	GP 160	5	S 15	1/1	3400	76	600x490x850 23.4x19x33.2	35,5 78

Set composto da: Motocompressore S1520, forbice per potatura frutteto, pettine scuotitore per raccolta olive, asta di prolunga telescopica da 0,70 a 1,10 m, tubo in poliuretano da 10 m con raccordi.

Set composed of: S1520 petrol engine air compressor shears for fruit-tree pruning, olive agitator, telescopic extension pole (2.3'-3.6'), polyurethane hose with fittings (32.8').

S360/22



Motocompressori

Petrol engine air compressors



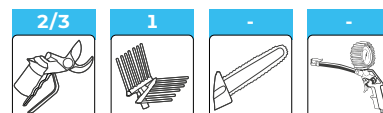

- ///
Avviamento facilitato
Easy start-up
- ///
Motore Honda a 4
tempi
4-stroke Honda engine
- ///
Gruppo pompante a
2 pistoni e cilindro in
ghisa integrale
*Pumping unit with 2
pistons and built-in cast
iron cylinder*
- ///
Valvola pneumatica di
comando e di ritegno
*Pneumatic control
and non-return valve*
- ///
Ruote di grandi
dimensioni per
facilitarne lo
spostamento
*Large wheels heightens
portability*



S360/22



Accessori per Agri Air Set
Accessoires for Agri Air Set



Type	Code															
		EAN CODE	l	l/min	CFM	m ³ /h	bar	psi	Type	HP	Grup. Pump	Cil. St.	min-1	dB (A)	mm in	kg lb
S360/22	1121440659	8020119113387	22	290	10.5	17,4	10	145	GP 160	5	AB 360	1/1	1260	76	710x490x850 27.7x19x33.2	46 101
AGRI AIR SET S 360/22	1129990405	<i>on request</i>	22	290	10.5	17,4	10	145	GP 160	5	AB 360	2/1	1260	76	710x490x850 27.7x19x33.2	46 101

Set composto da: Motocompressore S360/22, pettine scuotitore per raccolta olive, asta di prolunga telescopica da 1,10 a 2 m, tubo in poliuretano da 10 m con raccordi.
Set composed of: S360/22 petrol engine air compressor shears for fruit-tree pruning, olive agitator, telescopic extension pole (3.6' - 6.6'), polyurethane hose with fittings (32.8').

AGRI 515/24

AGRI 65 - AGRI 90



Motocompressori

Petrol engine air compressors



POWERED by
HONDA™

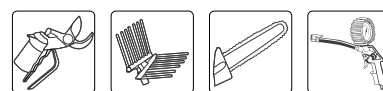
- /// Autoregolazione accelerazione
Self-adjusting acceleration function
- /// Motore Honda a 4 tempi omologato
Homologated 4-stroke Honda engine
- /// Gruppo pompante a 2 pistoni e cilindro in ghisa integrale
Pumping unit with 2 piston with cast iron cylinder
- /// Manico ergonomico
Ergonomic handle
- /// Valvola pneumatica di comando e di ritegno
Pneumatic control and non-return valve
- /// Manometro antiurto a bagno di glicerina
Shockproof gauge in glycerine bath
- /// Gruppo filtro riduttore e lubrificatore
Regulator filter unit and lubricator
- /// Doppio piede con gommino ammortizzante
Double feet with rubber shock absorber
- /// Ruote pneumatiche tassellate di grandi dimensioni
Large all-terrain pneumatic tyres
- /// Avviamento facilitato
Easy start-up



///
AGRI 515/24

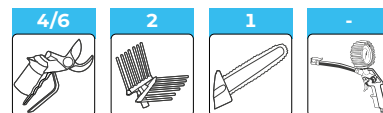


AGRI 515/24



Type	Code				HONDA						LxPxH					
	EAN CODE	I	l/min	CFM	m ³ /h	bar	psi	Type	HP	Grup. Pump	Cil. St.	min-1	dB (A)	mm in	kg lb	
AGRI 515/24	1121440665	8020119096253	24	510	18.2	30,6	10	145	GX 160	5,5	AB 515	2/1	1280	76	1070x430x770 42x17x30.3	63 139

AGRI 65

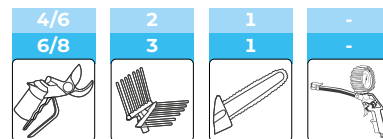


Type	Code				HONDA						LxPxH					
	EAN CODE	I	l/min	CFM	m ³ /h	bar	psi	Type	HP	Grup. Pump	Cil. St.	min-1	dB (A)	mm in	kg lb	
AGRI 65	1121440733	8020119110195	11+11	540	19	32,4	10	145	GX 160	5,5	AB 598	2/2	1170	76	820x700x790 32x27.3x30.8	85 187

AGRI 90



AGRI 90/598
AGRI 90/678



Type	Code				HONDA						LxPxH					
	EAN CODE	I	l/min	CFM	m ³ /h	bar	psi	Type	HP	Grup. Pump	Cil. St.	min-1	dB (A)	mm in	kg lb	
AGRI 90/598	1121440710	8020119110188	17+17	600	21.1	35,9	10	145	GX 270	9	AB 598	2/2	1270	76	1070x770x820 42x30x32	104 229
AGRI 90/678	1121440714	8020119110164	17+17	670	23.7	40,2	10	145	GX 270	9	AB 678	2/2	1035	76	1070x770x890 42x30x34.7	108 238

AGRI 75 DIESEL S 300/678 DIESEL



Motocompressori

Petrol engine air compressors



**POWERED by
YANMAR**



///
AGRI 75 DIESEL

///
Manico ergonomico
Ergonomic handle

///
Gruppo filtro riduttore e
lubrificatore
*Regulator filter unit
and lubricator*

///
Valvola pneumatica di
comando e di ritegno
*Pneumatic control and
non-return valve*

///
Ruote pneumatiche
tassellate di grandi
dimensioni
*Large all-terrain
pneumatic tyres*

///
Manometro
Pressure gauge

///
Doppio piede
con gommino
ammortizzante
*Double feet with rubber
shock absorber*

///
Gruppo pompante a
2 pistoni e cilindro in
ghisa integrale
*Pumping unit with 2
piston with cast iron
cylinder*

///
Motore Yanmar
Yanmar engine

///
Ruote in gomma
Rubber wheels

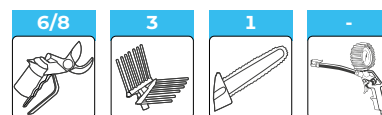
///
Ruota pivotante
Svivel wheel



///
S 300/678 DIESEL

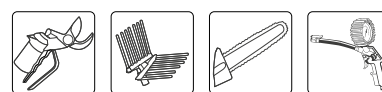


AGRI 75 DIESEL



Type	Code									LxPxH					
	EAN CODE	I	l/min	CFM	m ³ /h	bar	psi	HP	Grup. Pump	Cil. St.	min-1	dB (A)	mm in	kg lb	
AGRI 75 DIESEL	1121440719	8020119110171	17+17	650	23	39	10	145	7,7	AB 678	2/2	950	76	1070x770x880 42x30x34.3	118 260

S 300/678 DIESEL



Type	Code									LxPxH					
	EAN CODE	I	l/min	CFM	m ³ /h	bar	psi	Type	Grup. Pump	Cil. St.	min-1	dB (A)	mm in	kg lb	
S 300/678 DIESEL	1121440832	8020119111420	270	650	23	39	10	145	7,7	AB 678	2/2	950	76	1600x500x1040 63x19.7x44.9	160 353

S50 - S100 - S200 - S300 - S500



Motocompressori

Petrol engine air compressors



POWERED by HONDA™



///
S 200/515



///
S 100/360

///
Avviamento facilitato
Easy start-up

///
Autoregolazione
accelerazione
*Self-adjusting
acceleration function*

///
Motore Honda
Honda engine

///
Manico ergonomico
Ergonomic handle

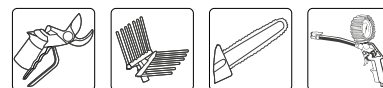
///
Gruppo pompante
e cilindro in ghisa
integrale
*Pumping unit and
built-in cast iron
cylinder*

///
Ruota pivotante
Swivel wheel

///
Ruote in gomma
Rubber wheels



S50 - S100 - S200
S300 - S500



Type	Code										LxPxH					
		EAN CODE	l	l/min	CFM	m ³ /h	bar	psi	Type	HP	Grup. Pump	Cil. St.	min-1	dB (A)	mm in	kg lb
S50/268	1121440847	8020119112939	50	250	8.8	15	10	145	GP 160	5	AB 268	2/1	1240	76	1010x360x750 39.8x14x29.5	55 121
S100/360	1121440848	8020119112946	100	350	12.4	21	10	145	GP 160	5	AB 360	2/1	1500	77	1100x400x850 43.3x15.7x33.5	65 143
S200/360	1121440829	8020119112953	200	350	12.4	21	10	145	GP 160	5	AB 360	2/1	1500	77	1460x460x1140 57.5x18.1x44.9	110 243
S200/515	1121440751	8020119096079	200	510	18.2	30,6	10	145	GX 160	5,5	AB 515	2/1	1280	78	1460x460x1140 57.5x18.1x44.9	150 331
S300/525	1121440849	8020119127483	270	490	17.3	29,4	10	145	GX 160	5,5	AB 525	2/2	1440	76	1600x560x1230 63x22x48.2	190 419
S300/598	1121440752	8020119110607	270	600	21.1	35,9	10	145	GX 270	9	AB 598	2/2	1270	77	1600x560x1230 63x22x48.2	200 441

MSU 598 - MSU 678



Motocompressori

Petrol engine air compressors



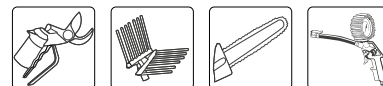
POWERED by
LOMBARDINI

///
Asta livello olio
Oil dipstick
///
Gruppo pompante alta
prestazione
*High performances
pumps*
///
Generatore mono o
trifase
*Single or three phases
generator*
///
POWERED by
LOMBARDINI
///
Riduttore integrato
*Integrated pressure
reducer*
///
Doppio manometro
Double gauge
///
Uscita diretta
Direct air outlet
///
Serbatoio 200 Lt
approvato CE 15 bar
*200 Lt tank at 15 bar CE
approved*



- Studiato per officine mobili
- Avviamento a strappo o elettrico
- Motori Diesel LOMBARDINI

- *Designed for mobile workshops*
- *Electric or manual starting*
- *LOMBARDINI Diesel Engine*



Type	Code									LxPxH			
	EAN CODE	I	l/min Disp.	CFM m ³ /h	bar psi	HP	Grup. Pump	Cil. St.	min-1	dB (A)	mm in	kg lb	
MSU 598/200 *	1121440858	8020119121078	200	420	14.8 25.2	14 203	11	AB 598	2/2	890	76	1460x460x1140 57.5x18.1x44.9	195 430
MSU 598/200 AE * ○	1121440859	8020119121085	200	420	14.8 25.2	14 203	11	AB 598	2/2	890	76	1460x460x1140 57.5x18.1x44.9	200 441
MSU 678/200 •	1121440860	8020119121092	200	580	20.5 34.8	14 203	11	AB 678	2/2	890	76	1460x460x1140 57.5x18.1x44.9	215 474
MSU 678/200 AE ○ •	1121440861	8020119121108	200	580	20.5 34.8	14 203	11	AB 678	2/2	890	76	1460x460x1140 57.5x18.1x44.9	220 485

* Generatore trifase e monofase (5,5 kVA trifase - 3 kVA max monofase) / *Three and single phase generator (5,5 kVA three phase - 3 kVA max single phase)*

• Generatore monofase (2,2 kVA) / *Single phase generator (2,2 kVA)*

○ Versioni con avviamento elettrico / *Electric start versions*

MSU 998 - MSU 1000



Motocompressori Petrol engine air compressors

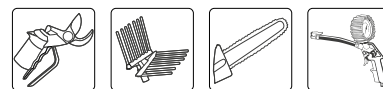











- ///
Serbatoio 90 L approvato CE 13 bar
90 L tank at 13 bar CE approved
- ///
Gruppo filtro riduttore / lubrificatore
Filter reducer / lubricator unit
- ///
Doppio arrotolatore tubo:
a) 1x ø1/2-16 mt / b) 1x ø3/8-21 mt
Double hose reel:
a) 1x ø1/2-16 mt / b) 1x ø3/8-21 mt
- ///
Presa elettrica trifase V. 400/50 (rosso) 6 kVA
Three-phase V. 400/50 (red) electric plug 6 kVA
- ///
Presa elettrica monofase V. 230/50 (blu) 2 kVA
Mono-phase V. 230/50 (blue) 2 kVA
- ///
Pannello di controllo / accensione motore con avviamento diretto
Motor starter / panel control with electric starter
- ///
Cabina insonorizzata con pannelli in acciaio verniciato
Soundproof booth with steel painted panels
- ///
Batteria elettrica per l'accensione del motore
Electric battery for motor start
- ///
Serbatoio carburante 22 lt
Fuel tank 22 lt
- ///
Filtro industriale esterno per motore diesel (facile manutenzione)
External industrial filter for petrol engine (easy maintenance)
- ///
Telaio in acciaio
Solid steel chassis












Unità multifunzionale di servizio, integra compressore d'aria, generatore di corrente e motore diesel in una unica cabina insonorizzata.

Multifunctional service unit, equipped with air compressor, power generator and diesel engine in a unique noise proofed cabinet.



Type	Code									LxPxH					
	EAN CODE	I	l/min	CFM	m ³ /h	bar	psi	HP	Grup. Pump	Cil. St.	min-1	dB (A)	mm in	kg lb	
MSU 998	1121440828	8020119114148	90	765	27	45.9	12	174	17	AB 998	2/2	900	76	810x860x1690 31.9x33.8x66.5	378 833

Type	Code									LxPxH					
	EAN CODE	I	l/min FAD	CFM	m ³ /h	bar	psi	HP	Grup. Pump	Cil. St.	min-1	dB (A)	mm in	kg lb	
MSU 1000 Screw AE ○	1121440906	8020119137833	90	700	24.7	42	12	174	17	EVO	Screw	5100	72	810x860x1690 31.9x33.8x66.5	400 962